



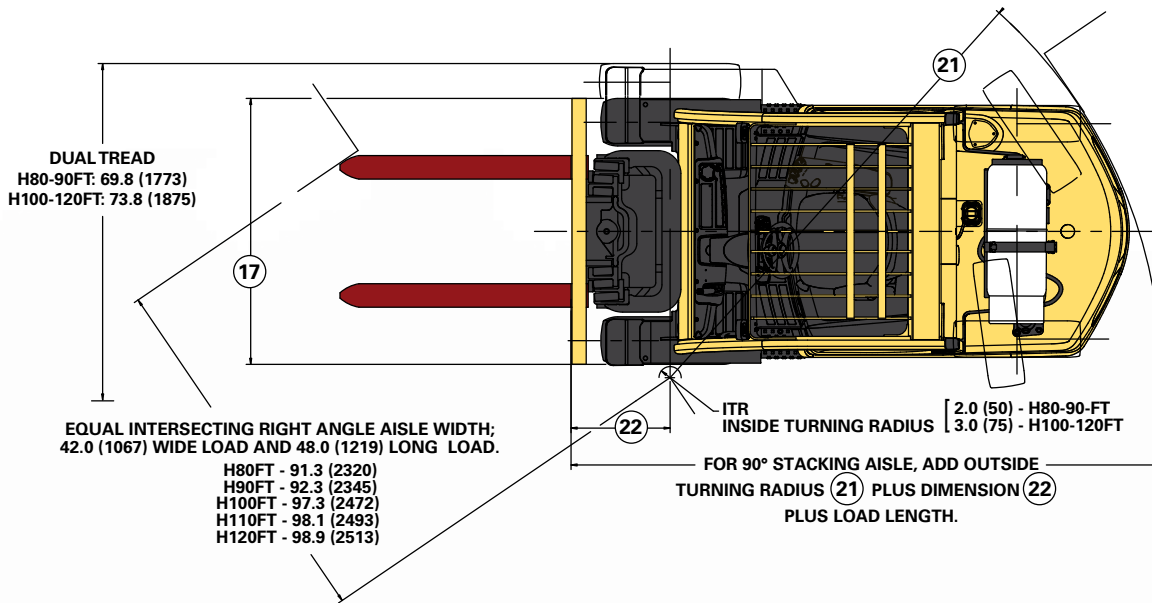
**STRONG PARTNERS.  
TOUGH TRUCKS.™**



## H80-120FT SERIES TECHNICAL GUIDE

[WWW.HYSTER.COM](http://WWW.HYSTER.COM)

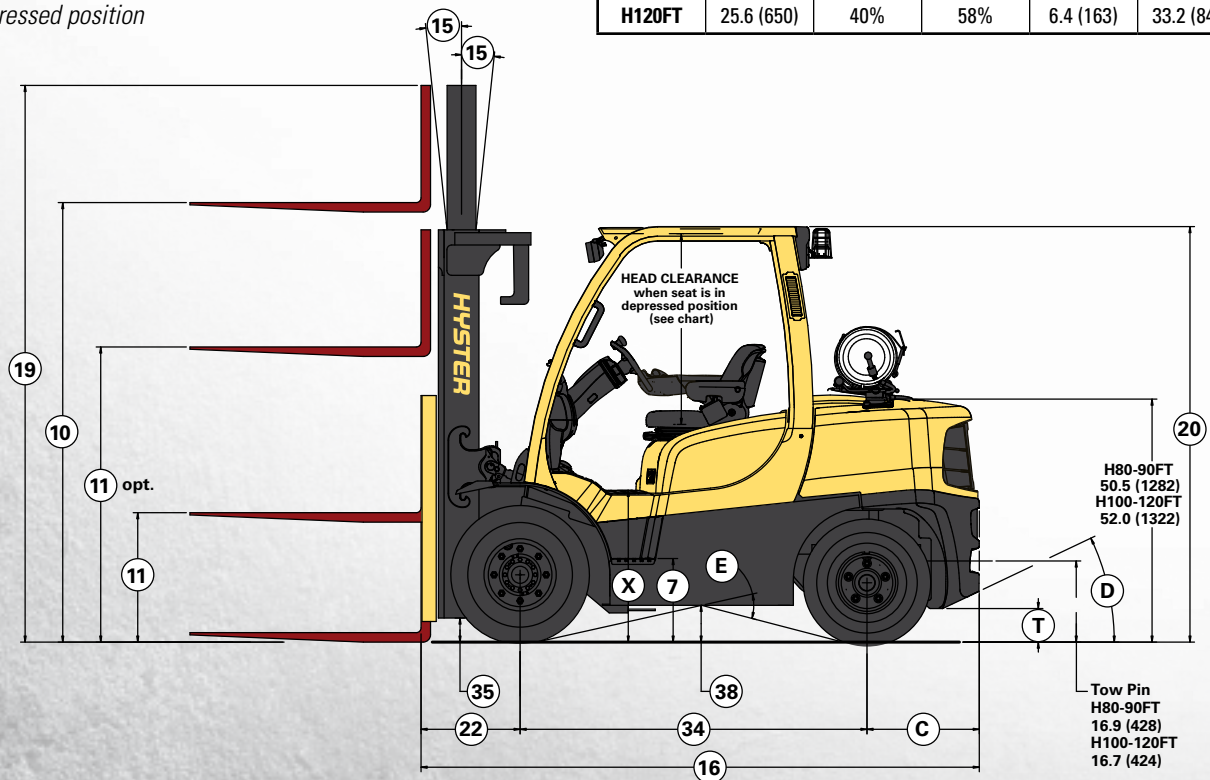
# > H80-120FT DIMENSIONS



Seat Type	Standard OHG*	Optional OHG*
Non-Suspension	42.0 (1068)	39.4 (1001)
Semi-Suspension	42.5 (1080)	39.9 (1013)
Full-Suspension	41.8 (1062)	N/A
Swivel Full-Suspension	42.0 (1068)	N/A

\* Seat in depressed position

TRUCK MODEL	C	D	E	T	X
	in (mm)	percent	percent	in (mm)	in (mm)
H80FT	23.3 (593)	52%	53%	7.0 (177)	31.5 (801)
H90FT	25.4 (645)	48%	53%	7.0 (177)	31.5 (801)
H100FT	22.3 (566)	46%	58%	6.4 (163)	33.2 (844)
H110FT	24.0 (609)	46%	58%	6.4 (163)	33.2 (844)
H120FT	25.6 (650)	40%	58%	6.4 (163)	33.2 (844)



Circled dimensions correspond to the line numbers on the tabulated chart inside the Technical Guide. Dimensions are in inches (millimeters).



<b>H80-90FT MAST DIMENSIONS</b>					
Maximum Fork Ht. (TOF) †	Overall Lowered Ht.	Overall Extended Height		Free-Lift (TOF)	
		w/ Load Backrest	w/o Load Backrest	w/ Load Backrest	w/o Load Backrest
in (mm)	in (mm)	in (mm)	in (mm)	in (mm)	in (mm)
<b>2-STAGE LIMITED FREE-LIFT (LFL) VISTA™ MAST</b>					
120 (3050)	86 (2171)	170 (4297)	151 (3815)	5 (150)	5 (150)
143 (3650)	98 (2471)	193 (4897)	174 (4415)	5 (150)	5 (150)
167 (4250)	110 (2771)	217 (5497)	198 (5015)	5 (150)	5 (150)
<b>2-STAGE FULL FREE-LIFT (FFL) VISTA™ MAST</b>					
121 (3075)	86 (2171)	171 (4322)	154 (3887)	36 (924)	53 (1359)
144 (3675)	98 (2471)	194 (4922)	177 (4487)	48 (1224)	65 (1659)
<b>3-STAGE FULL FREE-LIFT (FFL) VISTA™ MAST</b>					
173 (4415)	86 (2171)	223 (5662)	206 (5227)	36 (924)	53 (1359)
185 (4715)	90 (2271)	235 (5962)	218 (5527)	40 (1024)	57 (1459)
194 (4950)	94 (2371)	244 (6197)	227 (5762)	44 (1124)	61 (1559)
206 (5250)	98 (2471)	256 (6497)	239 (6062)	48 (1224)	65 (1659)
218 (5550)	102 (2571)	268 (6797)	251 (6362)	52 (1324)	69 (1759)
† Lift heights over 171.5" (4356 mm) max. fork height are considered highlifts and require reduced capacity and restricted back tilt. Total approximate weights listed include mast, standard carriage, load backrest and 70 lbs. LP tank and tank bracket. RL = Rated Load      NL = No Load					

<b>H100-120FT MAST DIMENSIONS</b>					
Maximum Fork Height (TOF) †	Overall Lowered Ht.	Overall Extended Height		Free-Lift (TOF)	
		w/ Load Backrest	w/o Load Backrest	w/ Load Backrest	w/o Load Backrest
in (mm)	in (mm)	in (mm)	in (mm)	in (mm)	in (mm)
<b>2-STAGE LIMITED FREE-LIFT (LFL) VISTA™ MAST</b>					
110 (2800)	88 (2214)	160 (4064)	147 (3730)	6 (160)	6 (160)
133 (3400)	99 (2514)	184 (4664)	171 (4330)	6 (160)	6 (160)
157 (4000)	111 (2814)	208 (5264)	195 (4930)	6 (160)	6 (160)
<b>3-STAGE FULL FREE-LIFT (FFL) VISTA™ MAST</b>					
173 (4415)	86 (2171)	214 (5411)	202 (5129)	37 (950)	48 (1232)
175 (4447)	92 (2314)	225 (5711)	214 (5429)	41 (1050)	52 (1332)
185 (4700)	96 (2414)	235 (5964)	224 (5682)	45 (1150)	56 (1432)
196 (5000)	99 (2514)	247 (6264)	236 (5982)	49 (1250)	60 (1532)
208 (5300)	103 (2614)	259 (6564)	248 (6282)	53 (1350)	64 (1632)
† Lift heights over 171.5" (4356 mm) max. fork height are considered highlifts and require reduced capacity and restricted back tilt. Total approximate weights listed include mast, standard carriage, load backrest and 70 lbs. LP tank and tank bracket. RL = Rated Load      NL = No Load					



# H80FT SPECIFICATIONS

		Hyster Company		
GENERAL	1	Manufacturer Name	Hyster Company	
	2	Model	H80FT	
		Engine	PSI 4.3L   Kubota 3.8L LPG	
	3	Rated Capacity	lb (kg) 8000 (3629)	
	4	Load Center, Distance	in (mm) 24 (610)	
	5	Power Type	LPG	
	6	Operator Type	Sit-Down Rider	
	7	Step Height	in (mm) 17.4 (441)	
	8	Tire Type - Cushion, Solid, Pneumatic	Pneumatic	
DIMENSIONS	9	Wheels, Number - Front/ Rear	X driven 2x/2	
	10	Lift Height, Top of Fork (TOF)	in (mm) 120 (3050)	
	11	Lift Heights, Standard Limited Free Lift (LFL) with LBR (TOF)	in (mm) 4 (100)	
		Lift Heights, Optional Full Free Lift (FFL) with LBR (TOF)	in (mm) 36 (924)	
	12	Standard Carriage Width	in (mm) 48 (1219)	
	13	Forks, Thickness x Width x Length	in (mm) 2 X 5 X 48 (50 X 125 X 1219)	
	14	Fork Spread, Outside Dimensions	in (mm) 43.5 (1106)	
	15	Mast Tilt Angles, Forward/Backward	degrees 6/10	
	16	Length To Face of Forks	in (mm) 116 (2946)	
	17	Overall Width, Standard Tread	in (mm) 55.2 (1402)	
		Overall Width, Wide Tread	in (mm) 58.5 (1485)	
	18	Height, Standard Mast - Lowered	in (mm) 86 (2171)	
	19	Height, Standard Mast - Extended with LBR	in (mm) 170 (4297)	
		Height, Standard Mast - Extended without LBR	in (mm) 151 (3815)	
	20	Height, Standard Overhead Guard	in (mm) 89 (2260)	
		Height, Optional Overhead Guard	in (mm) 87 (2193)	
		Height, Overhead Guard with Operator Cab	in (mm) 90 (2281)	
	21	Turning Radius, Minimum Outside (OTR)	in (mm) 101.2 (2570)	
	22	Length, Center of Wheel to Face of Forks	in (mm) 20.6 (523)	
	23	Aisle Width, Right Angle Stack (Add Length of Load)	in (mm) 121.8 (3093)	
	PERFORMANCE †	24	Equal Aisle, 90-Degree Intersecting Aisle (48" L X 40" W Load)	in (mm) 90.6 (2302)
		25	Travel Speed RL/NL	1-Speed mph (km/h) 12.2/12.8 (19.7/20.6)
				2-Speed mph (km/h) 15.7/16 (25.2/25.7)
26		Lift Speed, Standard 2-Stage LFL RL/NL	ft/min (m/s) 121/125 (.61/.63)	
			Lift Speed, Optional 2-Stage FFL RL/NL	ft/min (m/s) 108/111 (.54/.56)
			Lift Speed, Optional 3-Stage FFL RL/NL	ft/min (m/s) 113/117 (.57/.59)
27		Lowering Speed, Standard 2-Stage LFL RL/NL	ft/min (m/s) 108/93 (.55/.47)	
			Lowering Speed, Optional 2-Stage FFL RL/NL	ft/min (m/s) 98/71 (.50/.36)
			Lowering Speed, Optional 3-Stage FFL RL/NL	ft/min (m/s) 104/87 (.53/.44)
28		Max Drawbar Pull RL/NL	1-Speed lb (kg) 5918/3406 (2685/1545)	
			2-Speed lb (kg) 7126/3406 (3232/1545)	
		Drawbar Pull @ 1 mph RL/NL	1-Speed lb (kg) 5077/3406 (2303/1545)	
			2-Speed lb (kg) 6002/3406 (2722/1545)	
		29	Max Gradeability RL/NL ††	1-Speed % 29/27
				2-Speed % 36/27
	Gradeability @ 1 mph RL/NL ††	1-Speed % 25/27		
		2-Speed % 30/27		
WT.	31	Weight, Standard Truck (Standard 2-Stg. LFL) NL	lb (kg) 13076 (5931)   13274 (6021)	
		Weight, Standard Truck (Standard 2-Stg. LFL) RL	lb (kg) 21076 (9560)   21274 (9650)	
	32	Axle Loading, Static Front/Rear NL	lb (kg) 5677/7399 (2575/3356)   5756/7518 (2611/3410)	
		Axle Loading, Static Front/Rear RL	lb (kg) 18628/2448 (8450/1110)   18707/2567 (8485/1164)	
TIRES & WHEELS	33	Tire Size, Front	250 x 15 - 20 Ply	
	34	Tire Size, Rear	7.00 x 12 - 14 Ply	
	35	Wheelbase	in (mm) 72 (1830)	
	37	Ground Clearance, Lowest Point NL (with RL subtract -6mm)	in (mm) 5.9 (151)	
	38	Ground Clearance, Center of Wheelbase NL	in (mm) 7.6 (194)	
	39	Service Brake - Method of Control/Operation	Foot/Hydraulic	
	40	Parking Brake - Method of Control/Operation	Hand/Mechanical	
POWERTRAIN	41	Battery Type	Maintenance Free	
	42	Volts/Cold Cranking Amps	v/cca 12/475	
	43	Engine, Manufacturer/Model	PSI 4.3L V6   Kubota WG3800 LPG	
	44	Permanent Output	hp (kW) 74(55) @ 1800RPM	
	45	Torque @ Rated RPM	ft/lbs (kg/m) 210(285) @1800RPM   221(300) @1000RPM	
	46	Number of Cylinders/Displacement	No/cc (ci) 6/4302 (263)   4/3769 (230)	
		Standard Speeds, Forward/Reverse	1/1	
	49	Hydraulic Tank - capacity (drain & refill)	gal (liter) 13.5 (51.0)	
	50	Fuel Tank Capacity (Gas & Diesel Only)	gal (liter) N/A	
	51	Auxiliary Hydraulic Pressure Relief for Attachments	PSI (Mpa) 2250 (15.5)	

CERTIFICATION: Hyster lift trucks meet the design and construction requirements of B56.1-1969, per OSHA Section 1910.178(a)(2), and also comply with the B56.1 revision in effect at time of manufacture. Certification of compliance with the applicable ANSI standards appears on the lift truck.

† NOTE: Performance specifications / ratings are for truck equipped as described under Standard Equipment in this Technical Guide. Performance specifications are affected by the condition of the vehicle and how it is equipped, as well as by the nature and condition of the operating area. Specifications are subject to change and the proposed application should be discussed with your authorized Hyster Company Dealer.

†† Limited by traction. For further information on this dimension, please contact your local Hyster dealer.

# H80FT SPECIFICATIONS



GENERAL	1	Manufacturer Name	Hyster Company				
	2	Model	H80FT				
		Engine	Kubota 3.8L Dual Fuel		Kubota 3.8L DSL		
DIMENSIONS	3	Rated Capacity	lb (kg)	8000 (3629)			
	4	Load Center, Distance	in (mm)	24 (610)			
	5	Power Type		LPG	Gasoline	Diesel	
	6	Operator Type		Sit-Down Rider			
	7	Step Height	in (mm)	17.4 (441)			
	8	Tire Type - Cushion, Solid, Pneumatic		Pneumatic			
	9	Wheels, Number - Front/ Rear	X driven	2x/2			
	10	Lift Height, Top of Fork (TOF)	in (mm)	120 (3050)			
	11	Lift Heights, Standard Limited Free Lift (LFL) with LBR (TOF)	in (mm)	4 (100)			
		Lift Heights, Optional Full Free Lift (FFL) with LBR (TOF)	in (mm)	36 (924)			
	12	Standard Carriage Width	in (mm)	48 (1219)			
	13	Forks, Thickness x Width x Length	in (mm)	2 X 5 X 48 (50 X 125 X 1219)			
	14	Fork Spread, Outside Dimensions	in (mm)	43.5 (1106)			
	15	Mast Tilt Angles, Forward/Backward	degrees	6/10			
PERFORMANCE †	16	Length To Face of Forks	in (mm)	116 (2946)			
	17	Overall Width, Standard Tread	in (mm)	55.2 (1402)			
		Overall Width, Wide Tread	in (mm)	58.5 (1485)			
	18	Height, Standard Mast - Lowered	in (mm)	86 (2171)			
	19	Height, Standard Mast - Extended with LBR	in (mm)	170 (4297)			
		Height, Standard Mast - Extended without LBR	in (mm)	151 (3815)			
	20	Height, Standard Overhead Guard	in (mm)	89 (2260)			
		Height, Optional Overhead Guard	in (mm)	87 (2193)			
		Height, Overhead Guard with Operator Cab	in (mm)	90 (2281)			
	21	Turning Radius, Minimum Outside (OTR)	in (mm)	101.2 (2570)			
	22	Length, Center of Wheel to Face of Forks	in (mm)	20.6 (523)			
	23	Aisle Width, Right Angle Stack (Add Length of Load)	in (mm)	121.8 (3093)			
	24	Equal Aisle, 90-Degree Intersecting Aisle (48" L X 40" W Load)	in (mm)	90.6 (2302)			
	WT.	25	Travel Speed RL/NL	1-Speed	mph (km/h)		12.2/12.8 (19.7/20.6)
2-Speed				mph (km/h)		15.7/16 (25.2/25.7)	
26		Lift Speed, Standard 2-Stage LFL RL/NL		ft/min (m/s)		121/125 (.61/.63)	
			Lift Speed, Optional 2-Stage FFL RL/NL	ft/min (m/s)		108/111 (.54/.56)	
27		Lift Speed, Optional 3-Stage FFL RL/NL		ft/min (m/s)		113/117 (.57/.59)	
			Lowering Speed, Standard 2-Stage LFL RL/NL	ft/min (m/s)		108/93 (.55/.47)	
		Lowering Speed, Optional 2-Stage FFL RL/NL		ft/min (m/s)		98/71 (.50/.36)	
			Lowering Speed, Optional 3-Stage FFL RL/NL	ft/min (m/s)		104/87 (.53/.44)	
28		Max Drawbar Pull RL/NL	1-Speed	lb (kg)	5779/3406 (2621/1545)	5683/3406 (2578/1545)	5974/3406 (2710/1545)
			2-Speed	lb (kg)	6960/3406 (3157/1545)	6845/3406 (3105/1545)	7193/3406 (3263/1545)
		Drawbar Pull @ 1 mph RL/NL	1-Speed	lb (kg)	4963/3406 (2251/1545)	4885/3406 (2216/1545)	5122/3406 (2323/1545)
			2-Speed	lb (kg)	5871/3406 (2663/1545)	5780/3406 (2622/1545)	6054/3406 (2746/1545)
29		Max Gradeability RL/NL ††	1-Speed	%	29/27	28/27	30/27
			2-Speed	%	35/27	34/27	36/27
	Gradeability @ 1 mph RL/NL ††	1-Speed	%	24/27	24/27	25/27	
		2-Speed	%	29/27	29/27	30/27	
TIRES & WHEELS	31	Weight, Standard Truck (Standard 2-Stg. LFL) NL	lb (kg)	13274 (6021)			
		Weight, Standard Truck (Standard 2-Stg. LFL) RL	lb (kg)	21274 (9650)			
	32	Axle Loading, Static Front/Rear NL	lb (kg)	5756/7518 (2611/3410)			
		Axle Loading, Static Front/Rear RL	lb (kg)	18707/2567 (8485/1164)			
POWERTRAIN	33	Tire Size, Front		250 x 15 - 20 Ply			
	34	Tire Size, Rear		7.00 x 12 - 14 Ply			
	35	Wheelbase	in (mm)	72 (1830)			
	37	Ground Clearance, Lowest Point NL (with RL subtract -6mm)	in (mm)	5.9 (151)			
	38	Ground Clearance, Center of Wheelbase NL	in (mm)	7.6 (194)			
	39	Service Brake - Method of Control/Operation		Foot/Hydraulic			
	40	Parking Brake - Method of Control/Operation		Hand/Mechanical			
	41	Battery Type		Maintenance Free			
	42	Volts/Cold Cranking Amps	v/cca	12/475		12/900	
	43	Engine, Manufacturer/Model		Kubota 3.8L Dual Fuel		Kubota V3800 T4 Final	
	44	Permanent Output	hp (kW)	69(52) @ 1800RPM	65(48) @ 1800RPM	74(55) @ 2200RPM	
	45	Torque @ Rated RPM	ft/lbs (kg/m)	207(280) @1200RPM	189(256) @1400RPM	228(309) @1400RPM	
	46	Number of Cylinders/Displacement	No/cc (ci)	4/3769 (230)			
		Standard Speeds, Forward/Reverse		1/1			
	49	Hydraulic Tank - capacity (drain & refill)	gal (liter)	13.5 (51.0)			
50	Fuel Tank Capacity (Gas & Diesel Only)	gal (liter)	20.9 (79)				
51	Auxiliary Hydraulic Pressure Relief for Attachments	PSI (Mpa)	2250 (15.5)				

CERTIFICATION: Hyster lift trucks meet the design and construction requirements of B56.1-1969, per OSHA Section 1910.178(a)(2), and also comply with the B56.1 revision in effect at time of manufacture. Certification of compliance with the applicable ANSI standards appears on the lift truck.

† NOTE: Performance specifications / ratings are for truck equipped as described under Standard Equipment in this Technical Guide. Performance specifications are affected by the condition of the vehicle and how it is equipped, as well as by the nature and condition of the operating area. Specifications are subject to change and the proposed application should be discussed with your authorized Hyster Company Dealer.

†† Limited by traction. For further information on this dimension, please contact your local Hyster dealer.



# H90FT SPECIFICATIONS

		Hyster Company		
GENERAL	1	Manufacturer Name	Hyster Company	
	2	Model	H90FT	
		Engine	PSI 4.3L   Kubota 3.8L LPG	
	3	Rated Capacity	lb (kg) 9000 (4090)	
	4	Load Center, Distance	in (mm) 24 (610)	
	5	Power Type	LPG	
	6	Operator Type	Sit-Down Rider	
	7	Step Height	in (mm) 17.4 (441)	
	8	Tire Type - Cushion, Solid, Pneumatic	Pneumatic	
DIMENSIONS	9	Wheels, Number - Front/ Rear	X driven 2x/2	
	10	Lift Height, Top of Fork (TOF)	in (mm) 120 (3050)	
	11	Lift Heights, Standard Limited Free Lift (LFL) with LBR (TOF)	in (mm) 4 (100)	
		Lift Heights, Optional Full Free Lift (FFL) with LBR (TOF)	in (mm) 36 (924)	
	12	Standard Carriage Width	in (mm) 48 (1219)	
	13	Forks, Thickness x Width x Length	in (mm) 2 X 5 X 48 (50 X 125 X 1219)	
	14	Fork Spread, Outside Dimensions	in (mm) 43.5 (1106)	
	15	Mast Tilt Angles, Forward/Backward	degrees 6/10	
	16	Length To Face of Forks	in (mm) 117.2 (2977)	
	17	Overall Width, Standard Tread	in (mm) 55.2 (1402)	
		Overall Width, Wide Tread	in (mm) 58.5 (1485)	
	18	Height, Standard Mast - Lowered	in (mm) 86 (2171)	
	19	Height, Standard Mast - Extended with LBR	in (mm) 170 (4297)	
		Height, Standard Mast - Extended without LBR	in (mm) 151 (3815)	
	20	Height, Standard Overhead Guard	in (mm) 89 (2260)	
		Height, Optional Overhead Guard	in (mm) 87 (2193)	
		Height, Overhead Guard with Operator Cab	in (mm) 90 (2281)	
	21	Turning Radius, Minimum Outside (OTR)	in (mm) 103.1 (2619)	
	22	Length, Center of Wheel to Face of Forks	in (mm) 20.6 (523)	
	23	Aisle Width, Right Angle Stack (Add Length of Load)	in (mm) 124.7 (3168)	
	PERFORMANCE †	24	Equal Aisle, 90-Degree Intersecting Aisle (48" L X 40" W Load)	in (mm) 91.6 (2325)
		25	Travel Speed RL/NL 1-Speed	mph (km/h) 12.2/12.8 (19.6/20.6)
			2-Speed	mph (km/h) 15.6/16 (25.1/25.7)
26		Lift Speed, Standard 2-Stage LFL RL/NL	ft/min (m/s) 121/125 (.61/.63)	
		Lift Speed, Optional 2-Stage FFL RL/NL	ft/min (m/s) 108/111 (.54/.56)	
		Lift Speed, Optional 3-Stage FFL RL/NL	ft/min (m/s) 113/117 (.57/.59)	
27		Lowering Speed, Standard 2-Stage LFL RL/NL	ft/min (m/s) 108/93 (.55/.47)	
		Lowering Speed, Optional 2-Stage FFL RL/NL	ft/min (m/s) 98/71 (.50/.36)	
		Lowering Speed, Optional 3-Stage FFL RL/NL	ft/min (m/s) 104/87 (.53/.44)	
28		Max Drawbar Pull RL/NL 1-Speed	lb (kg) 5882/3348 (2668/1519)	
		2-Speed	lb (kg) 7089/3348 (3216/1519)	
		Drawbar Pull @ 1 mph RL/NL 1-Speed	lb (kg) 5040/3348 (2286/1519)	
		2-Speed	lb (kg) 5965/3348 (2706/1519)	
29		Max Gradeability RL/NL †† 1-Speed	% 27/25	
		2-Speed	% 33/25	
	Gradeability @ 1 mph RL/NL †† 1-Speed	% 23/25		
	2-Speed	% 27/25		
WT.	31	Weight, Standard Truck (Standard 2-Stg. LFL) NL	lb (kg) 13920 (6314)   14118 (6404)	
		Weight, Standard Truck (Standard 2-Stg. LFL) RL	lb (kg) 22920 (10396)   23118 (10486)	
	32	Axle Loading, Static Front/Rear NL	lb (kg) 8341/5579 (3783/2531)   8420/5698 (3819/2585)	
		Axle Loading, Static Front/Rear RL	lb (kg) 20150/2770 (9140/1256)   20229/2889 (9176/1310)	
TIRES & WHEELS	33	Tire Size, Front	250 x 15 - 20 Ply	
	34	Tire Size, Rear	7.00 x 12 - 14 Ply	
	35	Wheelbase	in (mm) 72 (1830)	
	37	Ground Clearance, Lowest Point NL (with RL subtract -6mm)	in (mm) 5.9 (151)	
	38	Ground Clearance, Center of Wheelbase NL	in (mm) 7.6 (194)	
	39	Service Brake - Method of Control/Operation	Foot/Hydraulic	
	40	Parking Brake - Method of Control/Operation	Hand/Mechanical	
POWERTRAIN	41	Battery Type	Maintenance Free	
	42	Volts/Cold Cranking Amps	v/cca 12/475	
	43	Engine, Manufacturer/Model	PSI 4.3L V6   Kubota WG3800 LPG	
	44	Permanent Output	hp (kW) 74(55) @ 1800RPM	
	45	Torque @ Rated RPM	ft/lbs (kg/m) 210(285) @1800RPM   221(300) @1000RPM	
	46	Number of Cylinders/Displacement	No/cc (ci) 6/4302 (263)   4/3769 (230)	
		Standard Speeds, Forward/Reverse	1/1	
	49	Hydraulic Tank - capacity (drain & refill)	gal (liter) 13.5 (51.0)	
	50	Fuel Tank Capacity (Gas & Diesel Only)	gal (liter) N/A	
	51	Auxiliary Hydraulic Pressure Relief for Attachments	PSI (Mpa) 2250 (15.5)	

CERTIFICATION: Hyster lift trucks meet the design and construction requirements of B56.1-1969, per OSHA Section 1910.178(a)(2), and also comply with the B56.1 revision in effect at time of manufacture. Certification of compliance with the applicable ANSI standards appears on the lift truck.

† NOTE: Performance specifications / ratings are for truck equipped as described under Standard Equipment in this Technical Guide. Performance specifications are affected by the condition of the vehicle and how it is equipped, as well as by the nature and condition of the operating area. Specifications are subject to change and the proposed application should be discussed with your authorized Hyster Company Dealer.

†† Limited by traction. For further information on this dimension, please contact your local Hyster dealer.

# H90FT SPECIFICATIONS



		Hyster Company					
		H90FT					
<b>GENERAL</b>	1	Manufacturer Name	Hyster Company				
	2	Model	H90FT				
		Engine	Kubota 3.8L Dual Fuel		Kubota 3.8L DSL		
	3	Rated Capacity	lb (kg)	9000 (4090)			
	4	Load Center, Distance	in (mm)	24 (610)			
	5	Power Type		LPG	Gasoline Diesel		
	6	Operator Type		Sit-Down Rider			
	7	Step Height	in (mm)	17.4 (441)			
	8	Tire Type - Cushion, Solid, Pneumatic		Pneumatic			
<b>DIMENSIONS</b>	9	Wheels, Number - Front/ Rear	X driven	2x/2			
	10	Lift Height, Top of Fork (TOF)	in (mm)	120 (3050)			
	11	Lift Heights, Standard Limited Free Lift (LFL) with LBR (TOF)	in (mm)	4 (100)			
		Lift Heights, Optional Full Free Lift (FFL) with LBR (TOF)	in (mm)	36 (924)			
	12	Standard Carriage Width	in (mm)	48 (1219)			
	13	Forks, Thickness x Width x Length	in (mm)	2 X 5 X 48 (50 X 125 X 1219)			
	14	Fork Spread, Outside Dimensions	in (mm)	43.5 (1106)			
	15	Mast Tilt Angles, Forward/Backward	degrees	6/10			
	16	Length To Face of Forks	in (mm)	117.2 (2977)			
	17	Overall Width, Standard Tread	in (mm)	55.2 (1402)			
		Overall Width, Wide Tread	in (mm)	58.5 (1485)			
	18	Height, Standard Mast - Lowered	in (mm)	86 (2171)			
	19	Height, Standard Mast - Extended with LBR	in (mm)	170 (4297)			
		Height, Standard Mast - Extended without LBR	in (mm)	151 (3815)			
	20	Height, Standard Overhead Guard	in (mm)	89 (2260)			
		Height, Optional Overhead Guard	in (mm)	87 (2193)			
		Height, Overhead Guard with Operator Cab	in (mm)	90 (2281)			
	21	Turning Radius, Minimum Outside (OTR)	in (mm)	103.1 (2619)			
	22	Length, Center of Wheel to Face of Forks	in (mm)	20.6 (523)			
	23	Aisle Width, Right Angle Stack (Add Length of Load)	in (mm)	124.7 (3168)			
	<b>PERFORMANCE †</b>	24	Equal Aisle, 90-Degree Intersecting Aisle (48" L X 40" W Load)	in (mm)	91.6 (2325)		
		25	Travel Speed RL/NL	1-Speed	mph (km/h)		
				2-Speed	12.2/12.8 (19.6/20.6)		
		26	Lift Speed, Standard 2-Stage LFL RL/NL	ft/min (m/s)	15.6/16 (25.1/25.7)		
		Lift Speed, Optional 2-Stage FFL RL/NL	ft/min (m/s)	121/125 (.61/.63)			
		Lift Speed, Optional 3-Stage FFL RL/NL	ft/min (m/s)	108/111 (.54/.56)			
27		Lowering Speed, Standard 2-Stage LFL RL/NL	ft/min (m/s)	113/117 (.57/.59)			
		Lowering Speed, Optional 2-Stage FFL RL/NL	ft/min (m/s)	108/93 (.55/.47)			
		Lowering Speed, Optional 3-Stage FFL RL/NL	ft/min (m/s)	98/71 (.50/.36)			
				104/87 (.53/.44)			
28		Max Drawbar Pull RL/NL	1-Speed	lb (kg)	5742/3348 (2605/1519)	5646/3348 (2561/1519)	5937/3348 (2693/1519)
			2-Speed	lb (kg)	6923/3348 (3140/1519)	6808/3348 (3088/1519)	7156/3348 (3246/1519)
		Drawbar Pull @ 1 mph RL/NL	1-Speed	lb (kg)	4926/3348 (2235/1519)	4848/3348 (2199/1519)	5085/3348 (2307/1519)
			2-Speed	lb (kg)	5834/3348 (2646/1519)	5744/3348 (2605/1519)	6017/3348 (2729/1519)
29		Max Gradeability RL/NL ††	1-Speed	%	26/25	25/25	27/25
			2-Speed	%	32/25	31/25	33/25
	Gradeability @ 1 mph RL/NL ††	1-Speed	%	22/25	22/25	23/25	
		2-Speed	%	26/25	26/25	27/25	
<b>WT.</b>	31	Weight, Standard Truck (Standard 2-Stg. LFL) NL	lb (kg)	14118 (6404)			
		Weight, Standard Truck (Standard 2-Stg. LFL) RL	lb (kg)	23118 (10486)			
	32	Axle Loading, Static Front/Rear NL	lb (kg)	8420/5698 (3819/2585)			
		Axle Loading, Static Front/Rear RL	lb (kg)	20229/2889 (9176/1310)			
<b>TIRES &amp; WHEELS</b>	33	Tire Size, Front		250 x 15 - 20 Ply			
	34	Tire Size, Rear		7.00 x 12 - 14 Ply			
	35	Wheelbase	in (mm)	72 (1830)			
	37	Ground Clearance, Lowest Point NL (with RL subtract -6mm)	in (mm)	5.9 (151)			
	38	Ground Clearance, Center of Wheelbase NL	in (mm)	7.6 (194)			
	39	Service Brake - Method of Control/Operation		Foot/Hydraulic			
<b>POWERTRAIN</b>	40	Parking Brake - Method of Control/Operation		Hand/Mechanical			
	41	Battery Type		Maintenance Free			
	42	Volts/Cold Cranking Amps	v/ccca	12/475			
	43	Engine, Manufacturer/Model		Kubota 3.8L Dual Fuel			
	44	Permanent Output	hp (kW)	69(52) @ 1800RPM	65(48) @ 1800RPM	74(55) @ 2200RPM	
	45	Torque @ Rated RPM	ft/lbs (kg/m)	207(280) @1200RPM	189(256) @1400RPM	228(309) @1400RPM	
	46	Number of Cylinders/Displacement	No/cc (ci)	4/3769 (230)			
		Standard Speeds, Forward/Reverse		1/1			
	49	Hydraulic Tank - capacity (drain & refill)	gal (liter)	13.5 (51.0)			
	50	Fuel Tank Capacity (Gas & Diesel Only)	gal (liter)	20.9 (79)			
	51	Auxiliary Hydraulic Pressure Relief for Attachments	PSI (Mpa)	2250 (15.5)			

CERTIFICATION: Hyster lift trucks meet the design and construction requirements of B56.1-1969, per OSHA Section 1910.178(a)(2), and also comply with the B56.1 revision in effect at time of manufacture. Certification of compliance with the applicable ANSI standards appears on the lift truck.

† NOTE: Performance specifications / ratings are for truck equipped as described under Standard Equipment in this Technical Guide. Performance specifications are affected by the condition of the vehicle and how it is equipped, as well as by the nature and condition of the operating area. Specifications are subject to change and the proposed application should be discussed with your authorized Hyster Company Dealer.

†† Limited by traction. For further information on this dimension, please contact your local Hyster dealer.



# H100FT SPECIFICATIONS

		Hyster Company		
GENERAL	1	Manufacturer Name	H100FT	
	2	Model	H100FT	
		Engine	PSI 4.3L   Kubota 3.8L LPG	
	3	Rated Capacity	lb (kg)   10000 (4536)	
	4	Load Center, Distance	in (mm)   24 (610)	
	5	Power Type	LPG	
	6	Operator Type	Sit-Down Rider	
	7	Step Height	in (mm)   19.1 (484)	
	8	Tire Type - Cushion, Solid, Pneumatic	Pneumatic	
DIMENSIONS	9	Wheels, Number - Front/ Rear	X driven   2x/2	
	10	Lift Height, Top of Fork (TOF)	in (mm)   109 (2790)	
	11	Lift Heights, Standard Limited Free Lift (LFL) with LBR (TOF)	in (mm)   4 (100)	
		Lift Heights, Optional Full Free Lift (FFL) with LBR (TOF)	in (mm)   37 (940)	
	12	Standard Carriage Width	in (mm)   54 (1372)	
	13	Forks, Thickness x Width x Length	in (mm)   2 X 6 X 48 (50 X 150 X 1219)	
	14	Fork Spread, Outside Dimensions	in (mm)   49.7 (1262)	
	15	Mast Tilt Angles, Forward/Backward	degrees   6/10	
	16	Length To Face of Forks	in (mm)   127.8 (3247)	
	17	Overall Width, Standard Tread	in (mm)   57.1 (1450)	
		Overall Width, Wide Tread	in (mm)   62.0 (1575)	
	18	Height, Standard Mast - Lowered	in (mm)   88 (2214)	
	19	Height, Standard Mast - Extended with LBR	in (mm)   160 (4064)	
		Height, Standard Mast - Extended without LBR	in (mm)   147 (3730)	
	20	Height, Standard Overhead Guard	in (mm)   91 (2302)	
		Height, Optional Overhead Guard	in (mm)   88 (2235)	
		Height, Overhead Guard with Operator Cab	in (mm)   92 (2323)	
	21	Turning Radius, Minimum Outside (OTR)	in (mm)   111.7 (2837)	
	22	Length, Center of Wheel to Face of Forks	in (mm)   22.9 (581)	
	23	Aisle Width, Right Angle Stack (Add Length of Load)	in (mm)   134.8 (3425)	
	PERFORMANCE †	24	Equal Aisle, 90-Degree Intersecting Aisle (48" L X 40" W Load)	in (mm)   96.6 (2452)
		25	Travel Speed RL/NL	1-Speed   mph (km/h)   11.3/11.7 (18.1/18.9)
			2-Speed	mph (km/h)   14.4/14.8 (23.2/23.7)
26		Lift Speed, Standard 2-Stage LFL RL/NL	ft/min (m/s)   98/102 (.50/.51)	
		Lift Speed, Optional 2-Stage FFL RL/NL	ft/min (m/s)   92/95 (.46/.48)	
		Lift Speed, Optional 3-Stage FFL RL/NL	ft/min (m/s)   95/98 (.48/.49)	
27		Lowering Speed, Standard 2-Stage LFL RL/NL	ft/min (m/s)   100/83 (.51/.42)	
		Lowering Speed, Optional 2-Stage FFL RL/NL	ft/min (m/s)   89/63 (.45/.32)	
		Lowering Speed, Optional 3-Stage FFL RL/NL	ft/min (m/s)   97/77 (.47/.39)	
28		Max Drawbar Pull RL/NL	1-Speed   lb (kg)   6914/3986 (3136/1808)	
		2-Speed	lb (kg)   8325/3986 (3776/1808)	
		Drawbar Pull @ 1 mph RL/NL	1-Speed   lb (kg)   5809/3986 (2635/1808)	
		2-Speed	lb (kg)   6834/3986 (3100/1808)	
29		Max Gradeability RL/NL ††	1-Speed	%   29/28
		2-Speed	%   35/28	
	Gradeability @ 1 mph RL/NL ††	1-Speed	%   24/28	
		2-Speed	%   29/28	
WT.	31	Weight, Standard Truck (Standard 2-Stg. LFL) NL	lb (kg)   14910 (6763)	
		Weight, Standard Truck (Standard 2-Stg. LFL) RL	lb (kg)   24910 (11299)	
	32	Axle Loading, Static Front/Rear NL	lb (kg)   6642/8268 (3013/3750)	
		Axle Loading, Static Front/Rear RL	lb (kg)   22312/2598 (10121/1178)	
TIRES & WHEELS	33	Tire Size, Front	300 x 15 - 20 Ply	
	34	Tire Size, Rear	7.00 x 12 - 14 Ply	
	35	Wheelbase	in (mm)   82.7 (2100)	
	37	Ground Clearance, Lowest Point NL (with RL subtract -6mm)	in (mm)   6.4 (163)	
	38	Ground Clearance, Center of Wheelbase NL	in (mm)   9.3 (237)	
	39	Service Brake - Method of Control/Operation	Foot/Hydraulic	
	40	Parking Brake - Method of Control/Operation	Hand/Mechanical	
POWERTRAIN	41	Battery Type	Maintenance Free	
	42	Volts/Cold Cranking Amps	v/cca   12/475	
	43	Engine, Manufacturer/Model	PSI 4.3L V6   Kubota WG3800 LPG	
	44	Permanent Output	hp (kW)   88(66) @ 2200RPM   86(64) @ 2200RPM	
	45	Torque @ Rated RPM	ft/lbs (kg/m)   210(285) @ 2200RPM   221(300) @ 1000RPM	
	46	Number of Cylinders/Displacement	No/cc (ci)   6/4302 (263)   4/3769 (230)	
		Standard Speeds, Forward/Reverse	1/1	
	49	Hydraulic Tank - capacity (drain & refill)	gal (liter)   17.9 (67.8)	
	50	Fuel Tank Capacity (Gas & Diesel Only)	gal (liter)   N/A	
	51	Auxiliary Hydraulic Pressure Relief for Attachments	PSI (Mpa)   2250 (15.5)	

CERTIFICATION: Hyster lift trucks meet the design and construction requirements of B56.1-1969, per OSHA Section 1910.178(a)(2), and also comply with the B56.1 revision in effect at time of manufacture. Certification of compliance with the applicable ANSI standards appears on the lift truck.

† NOTE: Performance specifications / ratings are for truck equipped as described under Standard Equipment in this Technical Guide. Performance specifications are affected by the condition of the vehicle and how it is equipped, as well as by the nature and condition of the operating area. Specifications are subject to change and the proposed application should be discussed with your authorized Hyster Company Dealer.

†† Limited by traction. For further information on this dimension, please contact your local Hyster dealer.



# H100FT SPECIFICATIONS



		Hyster Company					
		H100FT					
GENERAL	1	Manufacturer Name	Hyster Company				
	2	Model	H100FT				
		Engine	Kubota 3.8L Dual Fuel		Kubota 3.8L DSL		
	3	Rated Capacity	lb (kg)	10000 (4536)			
	4	Load Center, Distance	in (mm)	24 (610)			
	5	Power Type		LPG	Gasoline Diesel		
	6	Operator Type		Sit-Down Rider			
	7	Step Height	in (mm)	19.1 (484)			
	8	Tire Type - Cushion, Solid, Pneumatic		Pneumatic			
DIMENSIONS	9	Wheels, Number - Front/ Rear	X driven	2x/2			
	10	Lift Height, Top of Fork (TOF)	in (mm)	109 (2790)			
	11	Lift Heights, Standard Limited Free Lift (LFL) with LBR (TOF)	in (mm)	4 (100)			
		Lift Heights, Optional Full Free Lift (FFL) with LBR (TOF)	in (mm)	37 (940)			
	12	Standard Carriage Width	in (mm)	54 (1372)			
	13	Forks, Thickness x Width x Length	in (mm)	2 X 6 X 48 (50 X 150 X 1219)			
	14	Fork Spread, Outside Dimensions	in (mm)	49.7 (1262)			
	15	Mast Tilt Angles, Forward/Backward	degrees	6/10			
	16	Length To Face of Forks	in (mm)	127.8 (3247)			
	17	Overall Width, Standard Tread	in (mm)	57.1 (1450)			
		Overall Width, Wide Tread	in (mm)	62.0 (1575)			
	18	Height, Standard Mast - Lowered	in (mm)	88 (2214)			
	19	Height, Standard Mast - Extended with LBR	in (mm)	160 (4064)			
		Height, Standard Mast - Extended without LBR	in (mm)	147 (3730)			
	20	Height, Standard Overhead Guard	in (mm)	91 (2302)			
		Height, Optional Overhead Guard	in (mm)	88 (2235)			
		Height, Overhead Guard with Operator Cab	in (mm)	92 (2323)			
	21	Turning Radius, Minimum Outside (OTR)	in (mm)	111.7 (2837)			
	22	Length, Center of Wheel to Face of Forks	in (mm)	22.9 (581)			
	23	Aisle Width, Right Angle Stack (Add Length of Load)	in (mm)	134.8 (3425)			
	24	Equal Aisle, 90-Degree Intersecting Aisle (48" L X 40" W Load)	in (mm)	96.6 (2452)			
	PERFORMANCE †	25	Travel Speed RL/NL	1-Speed	11.3/11.7 (18.1/18.9)		
				2-Speed	14.4/14.8 (23.2/23.7)		
26		Lift Speed, Standard 2-Stage LFL RL/NL	ft/min (m/s)	98/102 (.50/.51)			
		Lift Speed, Optional 2-Stage FFL RL/NL	ft/min (m/s)	92/95 (.46/.48)			
		Lift Speed, Optional 3-Stage FFL RL/NL	ft/min (m/s)	95/98 (.48/.49)			
27		Lowering Speed, Standard 2-Stage LFL RL/NL	ft/min (m/s)	100/83 (.51/.42)			
		Lowering Speed, Optional 2-Stage FFL RL/NL	ft/min (m/s)	89/63 (.45/.32)			
		Lowering Speed, Optional 3-Stage FFL RL/NL	ft/min (m/s)	97/77 (.47/.39)			
28		Max Drawbar Pull RL/NL	1-Speed	lb (kg)	6546/3986 (2969/1808)	6323/3986 (2868/1808)	6405/3986 (2905/1808)
			2-Speed	lb (kg)	7885/3986 (3577/1808)	7618/3986 (3456/1808)	7716/3986 (3500/1808)
		Drawbar Pull @ 1 mph RL/NL	1-Speed	lb (kg)	5518/3986 (2503/1808)	5341/3986 (2422/1808)	5405/3986 (2452/1808)
			2-Speed	lb (kg)	6500/3986 (2948/1808)	6297/3986 (2856/1808)	6371/3986 (2890/1808)
29		Max Gradeability RL/NL ††	1-Speed	%	27/28	26/28	27/28
	2-Speed		%	33/28	32/28	33/28	
	Gradeability @ 1 mph RL/NL ††	1-Speed	%	23/28	22/28	22/28	
		2-Speed	%	27/28	26/28	26/28	
WT.	31	Weight, Standard Truck (Standard 2-Stg. LFL) NL	lb (kg)	15108 (6853)			
		Weight, Standard Truck (Standard 2-Stg. LFL) RL	lb (kg)	25108 (11389)			
	32	Axle Loading, Static Front/Rear NL	lb (kg)	6721/8387 (3049/3804)			
	Axle Loading, Static Front/Rear RL	lb (kg)	22391/2717 (10156/1232)				
TIRES & WHEELS	33	Tire Size, Front		300 x 15 - 20 Ply			
	34	Tire Size, Rear		7.00 x 12 - 14 Ply			
	35	Wheelbase	in (mm)	82.7 (2100)			
	37	Ground Clearance, Lowest Point NL (with RL subtract -6mm)	in (mm)	6.4 (163)			
	38	Ground Clearance, Center of Wheelbase NL	in (mm)	9.3 (237)			
39	Service Brake - Method of Control/Operation		Foot/Hydraulic				
40	Parking Brake - Method of Control/Operation		Hand/Mechanical				
41	Battery Type		Maintenance Free				
POWERTRAIN	42	Volts/Cold Cranking Amps	v/ccca	12/475			
	43	Engine, Manufacturer/Model		Kubota 3.8L Dual Fuel			
	44	Permanent Output	hp (kW)	82(61) @ 2200RPM	78(58) @ 2200RPM	74(55) @ 2200RPM	
	45	Torque @ Rated RPM	ft/lbs (kg/m)	207(280) @1200RPM	189(256) @1400RPM	228(309) @1400RPM	
	46	Number of Cylinders/Displacement	No/cc (ci)	4/3769 (230)			
		Standard Speeds, Forward/Reverse		1/1			
	49	Hydraulic Tank - capacity (drain & refill)	gal (liter)	17.9 (67.8)			
	50	Fuel Tank Capacity (Gas & Diesel Only)	gal (liter)	26.5 (100.3)			
51	Auxiliary Hydraulic Pressure Relief for Attachments	PSI (Mpa)	2250 (15.5)				

CERTIFICATION: Hyster lift trucks meet the design and construction requirements of B56.1-1969, per OSHA Section 1910.178(a)(2), and also comply with the B56.1 revision in effect at time of manufacture. Certification of compliance with the applicable ANSI standards appears on the lift truck.

† NOTE: Performance specifications / ratings are for truck equipped as described under Standard Equipment in this Technical Guide. Performance specifications are affected by the condition of the vehicle and how it is equipped, as well as by the nature and condition of the operating area. Specifications are subject to change and the proposed application should be discussed with your authorized Hyster Company Dealer.

†† Limited by traction. For further information on this dimension, please contact your local Hyster dealer.

# H110FT SPECIFICATIONS

		Hyster Company	
GENERAL	1	Manufacturer Name	Hyster Company
	2	Model	H110FT
		Engine	PSI 4.3L   Kubota 3.8L LPG
	3	Rated Capacity	lb (kg) 11000 (4990)
	4	Load Center, Distance	in (mm) 24 (610)
	5	Power Type	LPG
DIMENSIONS	6	Operator Type	Sit-Down Rider
	7	Step Height	in (mm) 19.1 (484)
	8	Tire Type - Cushion, Solid, Pneumatic	Pneumatic
	9	Wheels, Number - Front/ Rear	X driven 2x/2
	10	Lift Height, Top of Fork (TOF)	in (mm) 109 (2790)
	11	Lift Heights, Standard Limited Free Lift (LFL) with LBR (TOF)	in (mm) 4 (100)
		Lift Heights, Optional Full Free Lift (FFL) with LBR (TOF)	in (mm) 37 (940)
	12	Standard Carriage Width	in (mm) 54 (1372)
	13	Forks, Thickness x Width x Length	in (mm) 2 X 6 X 48 (50 X 150 X 1219)
	14	Fork Spread, Outside Dimensions	in (mm) 49.7 (1262)
	15	Mast Tilt Angles, Forward/Backward	degrees 6/10
	16	Length To Face of Forks	in (mm) 129.5 (3290)
	17	Overall Width, Standard Tread	in (mm) 57.1 (1450)
		Overall Width, Wide Tread	in (mm) 62.0 (1575)
	18	Height, Standard Mast - Lowered	in (mm) 88 (2214)
	19	Height, Standard Mast - Extended with LBR	in (mm) 160 (4064)
		Height, Standard Mast - Extended without LBR	in (mm) 147 (3730)
	20	Height, Standard Overhead Guard	in (mm) 91 (2302)
		Height, Optional Overhead Guard	in (mm) 88 (2235)
		Height, Overhead Guard with Operator Cab	in (mm) 92 (2323)
	21	Turning Radius, Minimum Outside (OTR)	in (mm) 113.3 (2877)
	22	Length, Center of Wheel to Face of Forks	in (mm) 22.9 (581)
	23	Aisle Width, Right Angle Stack (Add Length of Load)	in (mm) 136.4 (3465)
PERFORMANCE †	24	Equal Aisle, 90-Degree Intersecting Aisle (48" L X 40" W Load)	in (mm) 97.3 (2472)
	25	Travel Speed RL/NL	1-Speed mph (km/h) 11.2/11.7 (18.1/18.9)
		2-Speed	mph (km/h) 14.3/14.7 (23/23.7)
	26	Lift Speed, Standard 2-Stage LFL RL/NL	ft/min (m/s) 98/102 (.50/.51)
		Lift Speed, Optional 2-Stage FFL RL/NL	ft/min (m/s) 92/95 (.46/.48)
		Lift Speed, Optional 3-Stage FFL RL/NL	ft/min (m/s) 95/98 (.48/.49)
	27	Lowering Speed, Standard 2-Stage LFL RL/NL	ft/min (m/s) 100/83 (.51/.42)
		Lowering Speed, Optional 2-Stage FFL RL/NL	ft/min (m/s) 89/63 (.45/.32)
		Lowering Speed, Optional 3-Stage FFL RL/NL	ft/min (m/s) 97/77 (.47/.39)
	28	Max Drawbar Pull RL/NL	1-Speed lb (kg) 6881/3900 (3121/1769)   6893/3900 (3127/1769)
		2-Speed	lb (kg) 8292/3900 (3761/1769)   8306/3900 (3768/1769)
		Drawbar Pull @ 1 mph RL/NL	1-Speed lb (kg) 5776/3900 (2620/1769)   5801/3900 (2631/1769)
		2-Speed	lb (kg) 6801/3900 (3085/1769)   6829/3900 (3098/1769)
	29	Max Gradeability RL/NL ††	1-Speed % 27/26   27/26
		2-Speed	% 33/26   33/26
	Gradeability @ 1 mph RL/NL ††	1-Speed % 22/26   22/26	
	2-Speed	% 26/26   27/26	
WT.	31	Weight, Standard Truck (Standard 2-Stg. LFL) NL	lb (kg) 15560 (7058)   15758 (7148)
		Weight, Standard Truck (Standard 2-Stg. LFL) RL	lb (kg) 26560 (12047)   26758 (12137)
	32	Axle Loading, Static Front/Rear NL	lb (kg) 6499/9061 (2948/4110)   6578/9180 (2984/4164)
		Axle Loading, Static Front/Rear RL	lb (kg) 23735/2825 (10766/1281)   23814/2944 (10802/1335)
TIRES & WHEELS	33	Tire Size, Front	300 x 15 - 20 Ply
	34	Tire Size, Rear	7.00 x 12 - 14 Ply
	35	Wheelbase	in (mm) 82.7 (2100)
	37	Ground Clearance, Lowest Point NL (with RL subtract -6mm)	in (mm) 6.4 (163)
	38	Ground Clearance, Center of Wheelbase NL	in (mm) 9.3 (237)
	39	Service Brake - Method of Control/Operation	Foot/Hydraulic
POWERTRAIN	40	Parking Brake - Method of Control/Operation	Hand/Mechanical
	41	Battery Type	Maintenance Free
	42	Volts/Cold Cranking Amps	v/cca 12/475
	43	Engine, Manufacturer/Model	PSI 4.3L V6   Kubota WG3800 LPG
	44	Permanent Output	hp (kW) 88(66) @ 2200RPM   86(64) @ 2200RPM
	45	Torque @ Rated RPM	ft/lbs (kg/m) 210(285) @ 2200RPM   221(300) @ 1000RPM
	46	Number of Cylinders/Displacement	No/cc (ci) 6/4302 (263)   4/3769 (230)
		Standard Speeds, Forward/Reverse	1/1
	49	Hydraulic Tank - capacity (drain & refill)	gal (liter) 17.9 (67.8)
	50	Fuel Tank Capacity (Gas & Diesel Only)	gal (liter) N/A
	51	Auxiliary Hydraulic Pressure Relief for Attachments	PSI (Mpa) 2250 (15.5)

CERTIFICATION: Hyster lift trucks meet the design and construction requirements of B56.1-1969, per OSHA Section 1910.178(a)(2), and also comply with the B56.1 revision in effect at time of manufacture. Certification of compliance with the applicable ANSI standards appears on the lift truck.

† NOTE: Performance specifications / ratings are for truck equipped as described under Standard Equipment in this Technical Guide. Performance specifications are affected by the condition of the vehicle and how it is equipped, as well as by the nature and condition of the operating area. Specifications are subject to change and the proposed application should be discussed with your authorized Hyster Company Dealer.

†† Limited by traction. For further information on this dimension, please contact your local Hyster dealer.

# H110FT SPECIFICATIONS



		Hyster Company					
		H110FT					
<b>GENERAL</b>	1	Manufacturer Name	Hyster Company				
	2	Model	H110FT				
		Engine	Kubota 3.8L Dual Fuel		Kubota 3.8L DSL		
	3	Rated Capacity	lb (kg)	11000 (4990)			
	4	Load Center, Distance	in (mm)	24 (610)			
	5	Power Type		LPG	Gasoline Diesel		
	6	Operator Type		Sit-Down Rider			
	7	Step Height	in (mm)	19.1 (484)			
	8	Tire Type - Cushion, Solid, Pneumatic		Pneumatic			
<b>DIMENSIONS</b>	9	Wheels, Number - Front/ Rear	X driven	2x/2			
	10	Lift Height, Top of Fork (TOF)	in (mm)	109 (2790)			
	11	Lift Heights, Standard Limited Free Lift (LFL) with LBR (TOF)	in (mm)	4 (100)			
		Lift Heights, Optional Full Free Lift (FFL) with LBR (TOF)	in (mm)	37 (940)			
	12	Standard Carriage Width	in (mm)	54 (1372)			
	13	Forks, Thickness x Width x Length	in (mm)	2 X 6 X 48 (50 X 150 X 1219)			
	14	Fork Spread, Outside Dimensions	in (mm)	49.7 (1262)			
	15	Mast Tilt Angles, Forward/Backward	degrees	6/10			
	16	Length To Face of Forks	in (mm)	129.5 (3290)			
	17	Overall Width, Standard Tread	in (mm)	57.1 (1450)			
		Overall Width, Wide Tread	in (mm)	62.0 (1575)			
	18	Height, Standard Mast - Lowered	in (mm)	88 (2214)			
	19	Height, Standard Mast - Extended with LBR	in (mm)	160 (4064)			
		Height, Standard Mast - Extended without LBR	in (mm)	147 (3730)			
	20	Height, Standard Overhead Guard	in (mm)	91 (2302)			
		Height, Optional Overhead Guard	in (mm)	88 (2235)			
		Height, Overhead Guard with Operator Cab	in (mm)	92 (2323)			
	21	Turning Radius, Minimum Outside (OTR)	in (mm)	113.3 (2877)			
	22	Length, Center of Wheel to Face of Forks	in (mm)	22.9 (581)			
	23	Aisle Width, Right Angle Stack (Add Length of Load)	in (mm)	136.4 (3465)			
	24	Equal Aisle, 90-Degree Intersecting Aisle (48" L X 40" W Load)	in (mm)	97.3 (2472)			
	<b>PERFORMANCE †</b>	25	Travel Speed RL/NL	1-Speed	11.2/11.7 (18.1/18.9)		
				2-Speed	14.3/14.7 (23/23.7)		
26		Lift Speed, Standard 2-Stage LFL RL/NL	ft/min (m/s)	98/102 (.50/.51)			
		Lift Speed, Optional 2-Stage FFL RL/NL	ft/min (m/s)	92/95 (.46/.48)			
		Lift Speed, Optional 3-Stage FFL RL/NL	ft/min (m/s)	95/98 (.48/.49)			
27		Lowering Speed, Standard 2-Stage LFL RL/NL	ft/min (m/s)	100/83 (.51/.42)			
		Lowering Speed, Optional 2-Stage FFL RL/NL	ft/min (m/s)	89/63 (.45/.32)			
		Lowering Speed, Optional 3-Stage FFL RL/NL	ft/min (m/s)	97/77 (.47/.39)			
28		Max Drawbar Pull RL/NL	1-Speed	lb (kg)	6513/3900 (2954/1769)	6290/3900 (2853/1769)	6372/3900 (2890/1769)
			2-Speed	lb (kg)	7852/3900 (3562/1769)	7585/3900 (3441/1769)	7683/3900 (3485/1769)
		Drawbar Pull @ 1 mph RL/NL	1-Speed	lb (kg)	5485/3900 (2488/1769)	5308/3900 (2408/1769)	5372/3900 (2437/1769)
			2-Speed	lb (kg)	6467/3900 (2933/1769)	6264/3900 (2841/1769)	6338/3900 (2875/1769)
29		Max Gradeability RL/NL ††	1-Speed	%	25/26	24/26	25/26
			2-Speed	%	31/26	30/26	30/26
	Gradeability @ 1 mph RL/NL ††	1-Speed	%	21/26	20/26	21/26	
		2-Speed	%	25/26	24/26	25/26	
<b>WT.</b>	31	Weight, Standard Truck (Standard 2-Stg. LFL) NL	lb (kg)	15758 (7148)			
		Weight, Standard Truck (Standard 2-Stg. LFL) RL	lb (kg)	26758 (12137)			
	32	Axle Loading, Static Front/Rear NL	lb (kg)	6578/9180 (2984/4164)			
		Axle Loading, Static Front/Rear RL	lb (kg)	23814/2944 (10802/1335)			
<b>TIRES &amp; WHEELS</b>	33	Tire Size, Front		300 x 15 - 20 Ply			
	34	Tire Size, Rear		7.00 x 12 - 14 Ply			
	35	Wheelbase	in (mm)	82.7 (2100)			
	37	Ground Clearance, Lowest Point NL (with RL subtract -6mm)	in (mm)	6.4 (163)			
	38	Ground Clearance, Center of Wheelbase NL	in (mm)	9.3 (237)			
	39	Service Brake - Method of Control/Operation		Foot/Hydraulic			
40	Parking Brake - Method of Control/Operation		Hand/Mechanical				
<b>POWERTRAIN</b>	41	Battery Type		Maintenance Free			
	42	Volts/Cold Cranking Amps	v/ccca	12/475	12/900		
	43	Engine, Manufacturer/Model		Kubota 3.8L Dual Fuel Kubota V3800 T4 Final			
	44	Permanent Output	hp (kW)	82(61) @ 2200RPM	78(58) @ 2200RPM	74(55) @ 2200RPM	
	45	Torque @ Rated RPM	ft/lbs (kg/m)	207(280) @1200RPM	189(256) @1400RPM	228(309) @1400RPM	
	46	Number of Cylinders/Displacement	No/cc (ci)	4/3769 (230)			
		Standard Speeds, Forward/Reverse		1/1			
	49	Hydraulic Tank - capacity (drain & refill)	gal (liter)	17.9 (67.8)			
	50	Fuel Tank Capacity (Gas & Diesel Only)	gal (liter)	26.5 (100.3)			
	51	Auxiliary Hydraulic Pressure Relief for Attachments	PSI (Mpa)	2250 (15.5)			

CERTIFICATION: Hyster lift trucks meet the design and construction requirements of B56.1-1969, per OSHA Section 1910.178(a)(2), and also comply with the B56.1 revision in effect at time of manufacture. Certification of compliance with the applicable ANSI standards appears on the lift truck.

† NOTE: Performance specifications / ratings are for truck equipped as described under Standard Equipment in this Technical Guide. Performance specifications are affected by the condition of the vehicle and how it is equipped, as well as by the nature and condition of the operating area. Specifications are subject to change and the proposed application should be discussed with your authorized Hyster Company Dealer.

†† Limited by traction. For further information on this dimension, please contact your local Hyster dealer.



# H120FT SPECIFICATIONS

		Hyster Company	
GENERAL	1	Manufacturer Name	H120FT
	2	Model	H120FT
		Engine	PSI 4.3L   Kubota 3.8L LPG
	3	Rated Capacity	lb (kg)   12000 (5443)
	4	Load Center, Distance	in (mm)   24 (610)
	5	Power Type	LPG
DIMENSIONS	6	Operator Type	Sit-Down Rider
	7	Step Height	in (mm)   19.1 (484)
	8	Tire Type - Cushion, Solid, Pneumatic	Pneumatic
	9	Wheels, Number - Front/ Rear	X driven   2x/2
	10	Lift Height, Top of Fork (TOF)	in (mm)   110 (2800)
	11	Lift Heights, Standard Limited Free Lift (LFL) with LBR (TOF)	in (mm)   4 (100)
		Lift Heights, Optional Full Free Lift (FFL) with LBR (TOF)	in (mm)   37 (940)
	12	Standard Carriage Width	in (mm)   54 (1372)
	13	Forks, Thickness x Width x Length	in (mm)   2 X 6 X 48 (50 X 150 X 1219)
	14	Fork Spread, Outside Dimensions	in (mm)   49.7 (1262)
	15	Mast Tilt Angles, Forward/Backward	degrees   6/10
	16	Length To Face of Forks	in (mm)   131.5 (3341)
	17	Overall Width, Standard Tread	in (mm)   57.1 (1450)
		Overall Width, Wide Tread	in (mm)   62.0 (1575)
	18	Height, Standard Mast - Lowered	in (mm)   88 (2214)
	19	Height, Standard Mast - Extended with LBR	in (mm)   160 (4064)
		Height, Standard Mast - Extended without LBR	in (mm)   147 (3730)
	20	Height, Standard Overhead Guard	in (mm)   91 (2302)
		Height, Optional Overhead Guard	in (mm)   88 (2235)
		Height, Overhead Guard with Operator Cab	in (mm)   92 (2323)
	21	Turning Radius, Minimum Outside (OTR)	in (mm)   114.8 (2915)
	22	Length, Center of Wheel to Face of Forks	in (mm)   22.9 (591)
	23	Aisle Width, Right Angle Stack (Add Length of Load)	in (mm)   137.9 (3503)
PERFORMANCE †	24	Equal Aisle, 90-Degree Intersecting Aisle (48" L X 40" W Load)	in (mm)   98.1 (2490)
	25	Travel Speed RL/NL	1-Speed   mph (km/h)   11.2/11.7 (18/18.8)
		2-Speed	mph (km/h)   14.2/14.7 (22.9/23.7)
	26	Lift Speed, Standard 2-Stage LFL RL/NL	ft/min (m/s)   98/102 (.50/.51)
		Lift Speed, Optional 2-Stage FFL RL/NL	ft/min (m/s)   92/95 (.46/.48)
		Lift Speed, Optional 3-Stage FFL RL/NL	ft/min (m/s)   95/98 (.48/.49)
	27	Lowering Speed, Standard 2-Stage LFL RL/NL	ft/min (m/s)   100/83 (.51/.42)
		Lowering Speed, Optional 2-Stage FFL RL/NL	ft/min (m/s)   89/63 (.45/.32)
		Lowering Speed, Optional 3-Stage FFL RL/NL	ft/min (m/s)   97/77 (.47/.39)
	28	Max Drawbar Pull RL/NL	1-Speed   lb (kg)   6846/3904 (3105/1771)
		2-Speed	lb (kg)   8257/3904 (3745/1771)
		Drawbar Pull @ 1 mph RL/NL	1-Speed   lb (kg)   5741/3904 (2604/1771)
		2-Speed	lb (kg)   6766/3904 (3069/1771)
	29	Max Gradeability RL/NL ††	1-Speed   %   25/25
	2-Speed	%   30/25	
	Gradeability @ 1 mph RL/NL ††	1-Speed   %   23/25	
	2-Speed	%   20/26	
WT.	31	Weight, Standard Truck (Standard 2-Stg. LFL) NL	lb (kg)   16321 (7403)
		Weight, Standard Truck (Standard 2-Stg. LFL) RL	lb (kg)   28321 (12846)
	32	Axle Loading, Static Front/Rear NL	lb (kg)   6505/9816 (2951/4452)
		Axle Loading, Static Front/Rear RL	lb (kg)   6584/9935 (2986/4506)
TIRES & WHEELS	33	Tire Size, Front	300 x 15 - 20 Ply
	34	Tire Size, Rear	7.00 x 12 - 14 Ply
	35	Wheelbase	in (mm)   82.7 (2100)
	37	Ground Clearance, Lowest Point NL (with RL subtract -6mm)	in (mm)   6.4 (163)
	38	Ground Clearance, Center of Wheelbase NL	in (mm)   9.3 (237)
	39	Service Brake - Method of Control/Operation	Foot/Hydraulic
POWERTRAIN	40	Parking Brake - Method of Control/Operation	Hand/Mechanical
	41	Battery Type	Maintenance Free
	42	Volts/Cold Cranking Amps	v/cca   12/475
	43	Engine, Manufacturer/Model	PSI 4.3L V6   Kubota WG3800 LPG
	44	Permanent Output	hp (kW)   88(66) @ 2200RPM   86(64) @ 2200RPM
	45	Torque @ Rated RPM	ft/lbs (kg/m)   210(285) @ 2200RPM   221(300) @ 1000RPM
	46	Number of Cylinders/Displacement	No/cc (ci)   6/4302 (263)   4/3769 (230)
		Standard Speeds, Forward/Reverse	1/1
	49	Hydraulic Tank - capacity (drain & refill)	gal (liter)   17.9 (67.8)
	50	Fuel Tank Capacity (Gas & Diesel Only)	gal (liter)   N/A
	51	Auxiliary Hydraulic Pressure Relief for Attachments	PSI (Mpa)   2250 (15.5)

CERTIFICATION: Hyster lift trucks meet the design and construction requirements of B56.1-1969, per OSHA Section 1910.178(a)(2), and also comply with the B56.1 revision in effect at time of manufacture. Certification of compliance with the applicable ANSI standards appears on the lift truck.

† NOTE: Performance specifications / ratings are for truck equipped as described under Standard Equipment in this Technical Guide. Performance specifications are affected by the condition of the vehicle and how it is equipped, as well as by the nature and condition of the operating area. Specifications are subject to change and the proposed application should be discussed with your authorized Hyster Company Dealer.

†† Limited by traction. For further information on this dimension, please contact your local Hyster dealer.

# H120FT SPECIFICATIONS



		Hyster Company				
		H120FT				
GENERAL	1	Manufacturer Name	Hyster Company			
	2	Model	H120FT			
		Engine	Kubota 3.8L Dual Fuel		Kubota 3.8L DSL	
	3	Rated Capacity	lb (kg)	12000 (5443)		
	4	Load Center, Distance	in (mm)	24 (610)		
	5	Power Type		LPG	Gasoline Diesel	
	6	Operator Type		Sit-Down Rider		
	7	Step Height	in (mm)	19.1 (484)		
	8	Tire Type - Cushion, Solid, Pneumatic		Pneumatic		
DIMENSIONS	9	Wheels, Number - Front/ Rear	X driven	2x/2		
	10	Lift Height, Top of Fork (TOF)	in (mm)	110 (2800)		
	11	Lift Heights, Standard Limited Free Lift (LFL) with LBR (TOF)	in (mm)	4 (100)		
		Lift Heights, Optional Full Free Lift (FFL) with LBR (TOF)	in (mm)	37 (940)		
	12	Standard Carriage Width	in (mm)	54 (1372)		
	13	Forks, Thickness x Width x Length	in (mm)	2 X 6 X 48 (50 X 150 X 1219)		
	14	Fork Spread, Outside Dimensions	in (mm)	49.7 (1262)		
	15	Mast Tilt Angles, Forward/Backward	degrees	6/10		
	16	Length To Face of Forks	in (mm)	131.5 (3341)		
	17	Overall Width, Standard Tread	in (mm)	57.1 (1450)		
		Overall Width, Wide Tread	in (mm)	62.0 (1575)		
	18	Height, Standard Mast - Lowered	in (mm)	88 (2214)		
	19	Height, Standard Mast - Extended with LBR	in (mm)	160 (4064)		
		Height, Standard Mast - Extended without LBR	in (mm)	147 (3730)		
	20	Height, Standard Overhead Guard	in (mm)	91 (2302)		
		Height, Optional Overhead Guard	in (mm)	88 (2235)		
		Height, Overhead Guard with Operator Cab	in (mm)	92 (2323)		
	21	Turning Radius, Minimum Outside (OTR)	in (mm)	114.8 (2915)		
	22	Length, Center of Wheel to Face of Forks	in (mm)	22.9 (591)		
	23	Aisle Width, Right Angle Stack (Add Length of Load)	in (mm)	137.9 (3503)		
	PERFORMANCE †	24	Equal Aisle, 90-Degree Intersecting Aisle (48" L X 40" W Load)	in (mm)	98.1 (2490)	
		25	Travel Speed RL/NL	1-Speed	11.2/11.7 (18/18.8)	
				2-Speed	14.2/14.7 (22.9/23.7)	
26		Lift Speed, Standard 2-Stage LFL RL/NL	ft/min (m/s)	98/102 (.50/.51)		
			Lift Speed, Optional 2-Stage FFL RL/NL	92/95 (.46/.48)		
			Lift Speed, Optional 3-Stage FFL RL/NL	95/98 (.48/.49)		
27		Lowering Speed, Standard 2-Stage LFL RL/NL	ft/min (m/s)	100/83 (.51/.42)		
			Lowering Speed, Optional 2-Stage FFL RL/NL	89/63 (.45/.32)		
			Lowering Speed, Optional 3-Stage FFL RL/NL	97/77 (.47/.39)		
28		Max Drawbar Pull RL/NL	1-Speed	6478/3904 (2938/1771)	6255/3904 (2837/1771)	6336/3904 (2874/1771)
			2-Speed	7817/3904 (3546/1771)	7550/3904 (3425/1771)	7647/3904 (3469/1771)
		Drawbar Pull @ 1 mph RL/NL	1-Speed	5449/3904 (2472/1771)	5272/3904 (2392/1771)	5337/3904 (2421/1771)
			2-Speed	6432/3904 (2917/1771)	6229/3904 (2825/1771)	6303/3904 (2859/1771)
		29	Max Gradeability RL/NL ††	1-Speed	23/25	
				2-Speed	29/25	
	Gradeability @ 1 mph RL/NL ††	1-Speed	22/28			
		2-Speed	22/26			
WT.	31	Weight, Standard Truck (Standard 2-Stg. LFL) NL	lb (kg)	16519 (7493)		
		Weight, Standard Truck (Standard 2-Stg. LFL) RL	lb (kg)	28519 (12936)		
	32	Axle Loading, Static Front/Rear NL	lb (kg)	6584/9935 (2986/4506)		
		Axle Loading, Static Front/Rear RL	lb (kg)	25445/3074 (11542/1394)		
TIRES & WHEELS	33	Tire Size, Front		300 x 15 - 20 Ply		
	34	Tire Size, Rear		7.00 x 12 - 14 Ply		
	35	Wheelbase	in (mm)	82.7 (2100)		
	37	Ground Clearance, Lowest Point NL (with RL subtract -6mm)	in (mm)	6.4 (163)		
	38	Ground Clearance, Center of Wheelbase NL	in (mm)	9.3 (237)		
	39	Service Brake - Method of Control/Operation		Foot/Hydraulic		
POWERTRAIN	40	Parking Brake - Method of Control/Operation		Hand/Mechanical		
	41	Battery Type		Maintenance Free		
	42	Volts/Cold Cranking Amps	v/cca	12/475	12/475	12/900
	43	Engine, Manufacturer/Model		Kubota 3.8L Dual Fuel		
	44	Permanent Output	hp (kW)	82(61) @ 2200RPM	78(58) @ 2200RPM	74(55) @ 2200RPM
	45	Torque @ Rated RPM	ft/lbs (kg/m)	207(280) @1200RPM	189(256) @1400RPM	228(309) @1400RPM
	46	Number of Cylinders/Displacement	No/cc (ci)	4/3769 (230)		
		Standard Speeds, Forward/Reverse		1/1		
	49	Hydraulic Tank - capacity (drain & refill)	gal (liter)	17.9 (67.8)		
	50	Fuel Tank Capacity (Gas & Diesel Only)	gal (liter)	26.5 (100.3)		
	51	Auxiliary Hydraulic Pressure Relief for Attachments	PSI (Mpa)	2250 (15.5)		

CERTIFICATION: Hyster lift trucks meet the design and construction requirements of B56.1-1969, per OSHA Section 1910.178(a)(2), and also comply with the B56.1 revision in effect at time of manufacture. Certification of compliance with the applicable ANSI standards appears on the lift truck.

† NOTE: Performance specifications / ratings are for truck equipped as described under Standard Equipment in this Technical Guide. Performance specifications are affected by the condition of the vehicle and how it is equipped, as well as by the nature and condition of the operating area. Specifications are subject to change and the proposed application should be discussed with your authorized Hyster Company Dealer.

†† Limited by traction. For further information on this dimension, please contact your local Hyster dealer.

## > AT-A-GLANCE FEATURES

### STANDARD EQUIPMENT

---

- PSI 4.3L, V-6 emissions compliant engine
- One-speed powershift transmission (standard with H80-90FT)
  - Electronic inching
  - Electronic shift control
- Oil-cooled wet disc brakes
- MONOTROL® pedal
- 2-Stage limited free-lift (LFL) VISTA™ mast with maximum fork height of 120" (3050 mm) (H80-90FT) or 110" (2800 mm) (H100-120FT)
- 48" (1219 mm) (H80-90FT) or 54" (1372 mm) (H100-120FT) wide hook-type carriage with 48.0" (1219) tall load backrest
- 48" (1219 mm) long forks
- 6 degrees forward and 12 degrees backward mast tilt
- 3-function hydraulic control valve
- Integrated dashboard display includes:
  - LCD display:
  - Fuel level (gasoline or diesel only)
  - Hour meter
  - Coolant temperature
  - Clock
  - Messages
- Service indicator lights:
  - Alternator
  - Transmission oil temperature
  - Engine oil pressure
  - Brake fluid level
  - Fasten seatbelt
  - Low fuel level
  - Engine malfunction
  - System malfunction
  - Park brake
  - Coolant temp
  - Forward, reverse and neutral direction indicators
- Hydrostatic power steering
- Non-suspension vinyl seat
- Electronic horn
- Adjustable steer column
- Rubber floor mat
- High air intake
- Integral tie downs
- Operator restraint system
- Heavy duty anti-clog radiator
- Single pedal inch-brake
- Hyster Stability System (HSS®)
- Cowl-mounted hydraulic control levers
- Swing out LPG tank bracket
- Pressure sensing low LPG fuel sensor
- 89" (2258 mm) tall overhead guard
- 12 months / 2,000 hours manufacturer's warranty
- 36 months / 6,000 hours manufacturer's powertrain warranty
- Operator's manual
- UL Classification LP



## OPTIONAL EQUIPMENT


---

- Kubota 3.8L LPG Engine
- Kubota 3.8L LPG/Gas (dual fuel) Engine
- Kubota 3.8L Tier 4 Final DOC Turbo Diesel Engine
- Two-speed electronic powershift transmission (standard with H100-120FT)
- Hyster® Variable Power Technology™ featuring two performance modes
- Duramatch™ transmission
  - Auto deceleration system
  - Controlled power reversal feature
  - Controlled roll back on ramps
- Optional Duramatch™ two-speed transmission
  - Additional forward speed
  - Higher gradeability and drawbar pull performance
  - Increased travel speeds
- TouchPoint mini-lever, electro-hydraulic control with on-demand hydraulic system
- Powertrain protection system
- Premium monitoring
- High air intake with pre-cleaner
- Hydraulic accumulator
- Keyless start (with auxiliary key switch)
- Premium wet disc brakes (standard with H100-120FT)
- Optional short height overhead guard
- Paper applications kit
- Full venting package
- Heavy duty engine modification
- EZXchange swing-out, drop-down LPG tank bracket
- Return to set tilt
- On-demand cooling system
- Full venting package
- Fully adjustable armrest
- Rear drive handle with horn button
- Semi-suspension seat - vinyl or cloth
- Full-suspension seat - vinyl or cloth
- Swivel full-suspension seat - vinyl or cloth
- High-visibility non-cinch seat belt with or without interlock
- Impact monitor with immediate shutdown or 30-second delayed shutdown
- Load weight display
- Optical sensing low LPG fuel sensor
- Operator pre-shift checklist
- Lever shift directional control
- Seat side directional control mounted on TouchPoint control armrest
- Dual inch-brake pedals
- Password protection
- Audible reverse-activated 82-102 dB(A) self-adjusting alarm
- Visible amber strobe light - continuous-activated, overhead guard mounted
- Parts publications - printed or CD, serial number specific
- UL Classification LPS or DS
- Various light packages with halogen or high intensity LED's
  - Two front and one rear work lights
  - Two front, one rear work lights and two LED brake/tail/back-up lights
- Extended life solid pneumatic tires
- Radial tires
- Dual drive tires
- Side view mirrors
- Cab includes: front and rear wiper, full light package, integral heater, defogger, removable doors, operator dome light, fan, optional air conditioning



Hyster Company  
P.O. Box 7006  
Greenville, North Carolina  
27835-7006  
Part No. H80-120FT/TG  
11/2016 Litho in U.S.A.

Visit us online at [www.hyster.com](http://www.hyster.com) or call us at **1-800-HYSTER-1**.

Hyster, , and STRONG PARTNERS. TOUGH TRUCKS. are registered trademarks in the United States and certain other jurisdictions. Hyster products are subject to change without notice.

All trucks shown with optional equipment. © 2016 Hyster Company. All rights reserved.